

Porcelain Tile
6x24,6 cm | 2½"x10"

TRIBECA

25

*years trending
your tiles*

1999

2024


EQUIPE



Tribeca Oatmeal 6 x 24,6 cm / 2 1/2" x 10"



Tribeca Sage Green 6 x 24,6 cm / 2 1/2" x 10"



Tribeca Seaglass Mint 6 x 24,6 cm / 2 1/2" x 10"

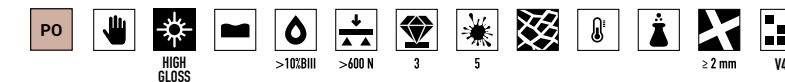


Tribeca Tea Rose 6 x 24,6 cm / 2 1/2" x 10"



Tribeca Grey Whisper 6 x 24,6 cm / 2 1/2" x 10"

TRIBECA



Destonificación
Shade variation / Farbschttierungen /
Variation de nuances



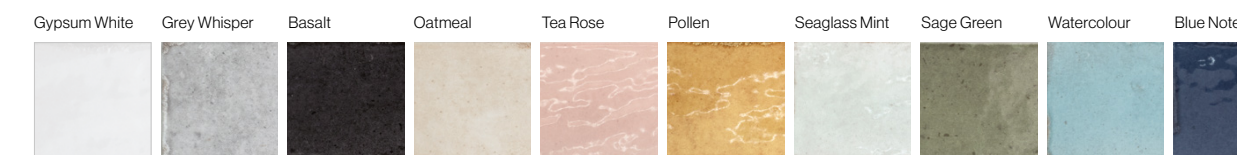
Alto brillo
High gloss
Stark glänzend
Haute brillance

Formatos
Sizes / Formate / Formats

6x24,6 cm | 2 1/2" x 10"

	Gypsum White	26871	EQ 4
	Grey Whisper	26873	EQ 4
	Basalt	26874	EQ 4
	Oatmeal	26872	EQ 4
	Tea Rose	26878	EQ 4
	Pollen	26875	EQ 4
	Seaglass Mint	26880	EQ 4
	Sage Green	26876	EQ 4
	Watercolour	26877	EQ 4
	Blue Note	26879	EQ 4

Colores
Colours / Farben / Couleurs



Piezas especiales
Special tile pieces / Formteile / Pièces spéciales

Venta por pieza / Sale by piece / Stückverkauf / Vente par pièces

	Perfil Profile	Gypsum White	Grey Whisper	Basalt	Oatmeal	Tea Rose	Pollen	Seaglass Mint	Sage Green	Watercolour	Blue Note
Jolly	1,2 x 20 cm / 1" x 8" EQ-24	26884	26882	26883	26881	26888	26885	26890	26886	26887	26889
Pencil Bullnose	3 x 20 cm / 1" x 8" EQ-21	26894	26892	26893	26891	26898	26895	26900	26896	26897	26899

La línea roja indica la superficie esmaltada
The glazed surface is indicated by a red line / Die rote Linie zeigt die glasierte Fläche an / La ligne rouge indique la surface émaillée.

Embalaje
Packing / Verpackung / Emballage

Formato Size	Kg/Pza Kg/Piece	Caja / Box			Palet / Pallet			
		Piezas Pieces	Kg	M ² Sqm	Piezas Pieces	Kg	M ² Sqm	Cajas Boxes
6 x 24,6 cm 2 1/2" x 10"	0,27	34	9,17	0,50	4.080	1.123,54	60	120
Jolly 1,2 x 20 cm 1" x 8"	0,04	66	2,60	-	-	-	-	-
Pencil Bullnose 3 x 20 cm 1" x 8"	0,11	15	1,73	-	-	-	-	-





Equipe Cerámicas
Ctra. CV-190, km 13,2
12122 Figueroles (Castellón) - Spain
T. (+34) 964 381930
F. (+34) 964 381907

www.equpeceramicas.com